

Dimmable LED Driver

S32080
S32089
S32081

SLC
Scandinavian
Lighting Concept



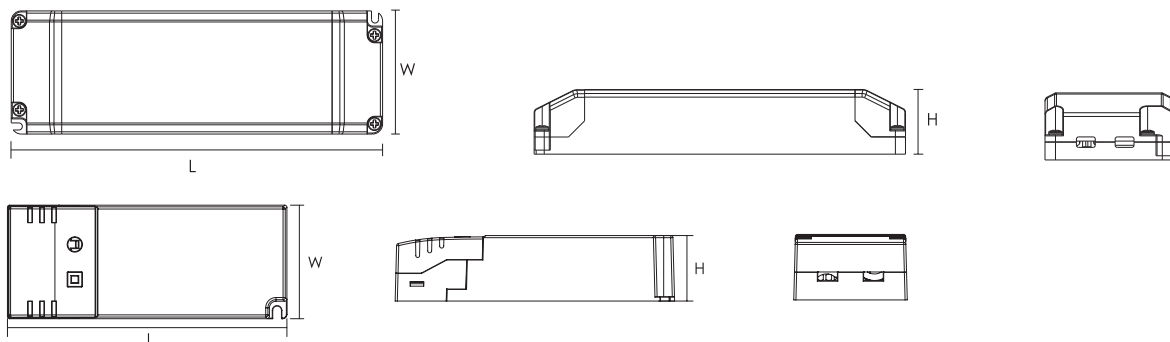
Product Features:

- Dimmable with leading edge or trailing edge dimmer
- Constant voltage driver
- Independent compact design
- Protections: opencircuit, shortcircuit, overload, overtemperature
- SELV output
- Protection class II
- Smooth dimming compatible with most dimmer
- Dimming range 1...100%

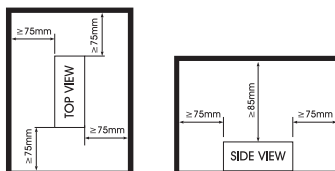
Technical Data

Model No.	Input voltage (V)	Max. output (W)	Output current (A)	Output voltage (V)	Power factor (λ)	Efficiency full load (%)	Ambient temperature ta (°C)	Max. casing temperature tc (°C)	Isolation	Dimensions LxWxH (mm)	Weight (g)	Dimming method
S32080	220-240	50	0.5-2.08	24	0.95	86	-20...+50	75	SELV	184x61x32	240	AM dimming
S32081	220-240	100	1.4-4.2	24	0.95	91	-20...+45	85	SELV	210x67x34	360	PWM Dimming (PWM: 3600Hz)
S32089	220-240	25	0.1-1.04	24	0.95	85	-20...+50	80	SELV	128x52x30	110	AM dimming

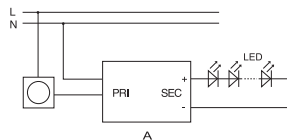
Dimensions(mm)



Installation guide



Wiring Details



Important Notes

- Warning: No exposed output terminals during working
- The control gear is suitable for operation with LED modules only
- Thermally protected lamp controlgear are classified according to the type of protection: Protective method of another type providing equivalent thermal protection
- Ensure the lamp type of LED specify
- Please make sure the wiring is correct
- Drivers must be installed by a qualified electrician
- Indication that the lamp controlgear does not rely upon the luminaire enclosure for protection against accidental contact with live parts.



NO: Må installeres av godkjent installatør
EN: Only to be installed by an authorized electrician
DE: Nur von einer autorisierten Elektrofachkraft installieren lassen
FI: Asenna vain valtuutettu sähköasentaja
FR: Seulement pour être installé par un électricien autorisé
IS: Aðeins skal setja upp af viðurkenndum rafvirkri
ES: Solo para ser instalado por un electricista autorizado
IT: Solo per essere installato da un elettricista autorizzato

NO: Slå av strømmen før montering
EN: Power off before installing
DE: Schalten Sie vor der Installation die Stromversorgung aus
FI: Katkaise virta ennen asennusta
FR: Couper le courant avant d'installer
IS: Slökkttu á orku áður en þú setur upp
ES: Apague la alimentación antes de instalar
IT: Spegnerne l'alimentazione prima di installare