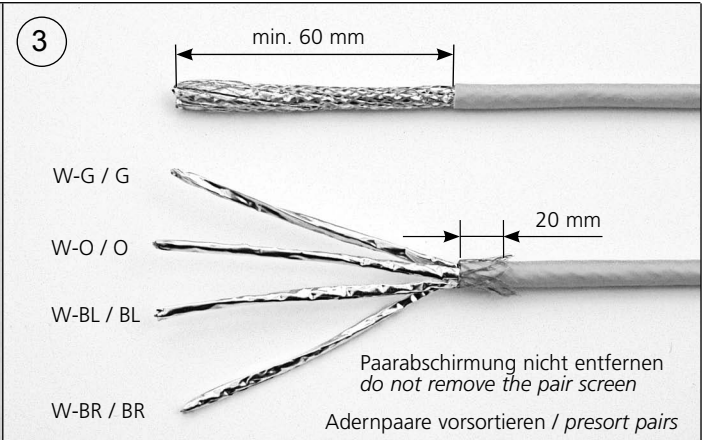


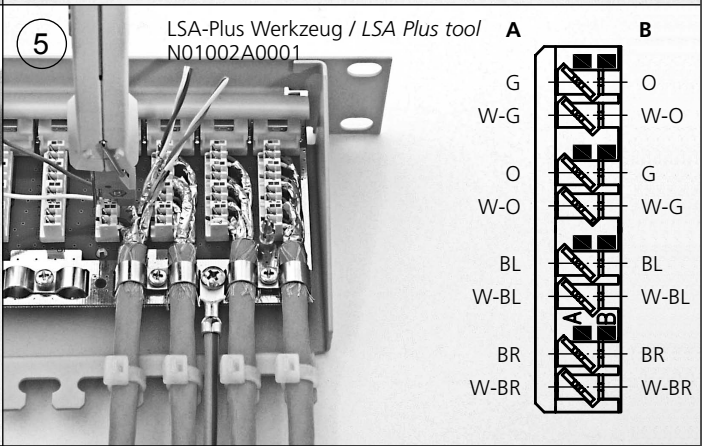

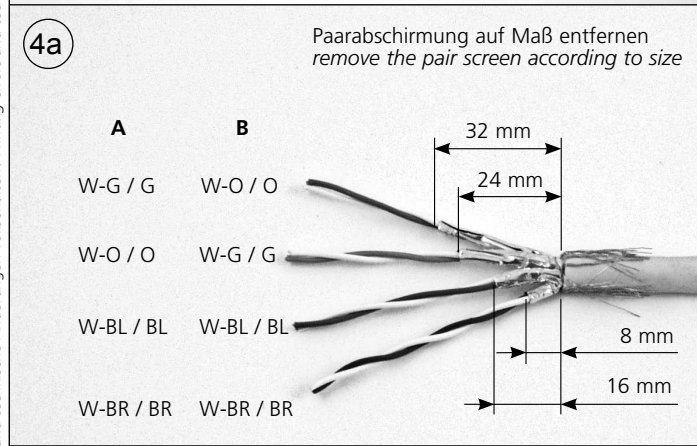


10" Modular Patch Panel MPP12-HS K Cat.6_A

Montageanweisung / Assembly Instructions



i Hinweis für Montage und Benutzung / Note for Installation and Use
Anschlussdosen und Patch Panels entsprechen den Normen EN 50173-1 und IEC 60603-7-51.
Outlets and Patch Panels fulfill the specifications EN 50173-1 and IEC 60603-7-51.



8 Anschlussbelegungen / PIN assignments

Anschluss / Connection		Anwendung / Application						
Farbcode / Colour code T568		RI45	10BT/ 100BT	Gigabit Ethernet	Token Ring ISDN/So	TP-PMD/ ATM	Upo/ TEL	ISDN So
A	B	PIN Nr./No						
W-G	W-O	1	•	•		•		
G	O	2	•	•		•		
W-O	W-G	3	•	•	•			2a
BL	BL	4		•	•		•	1a
W-BL	W-BL	5		•	•		•	1b
O	G	6	•	•	•			2b
W-BR	W-BR	7		•		•		
BR	BR	8		•		•		

D B05030A0354 27.04.2010 © by Telegärtner • Druckfehler und technische Änderungen vorbehalten / Printing errors and technical changes reserved

10" Modular Patch Panel MPP12-H K Cat.A

Montageanweisung / Assembly Instructions



D B05030A0354 27.04.2010© by Telegärtner • Druckfehler und technische Änderungen vorbehalten / Printing errors and technical changes reserved

1 Lieferumfang / Scope of delivery
J02022A0058

i **Hinweis für Montage und Benutzung / Note for Installation and Use**
Anschlussdosen und Patch Panels entsprechen den Normen EN 50173-1 und IEC 60603-7-41.
Outlets and Patch Panels fulfill the specifications EN 50173-1 and IEC 60603-7-41.

2

min. 60 mm

A **B**

W-G / G W-O / O


W-O / O W-G / G

W-BL / BL W-BL / BL

W-BR / BR W-BR / BR

Adernpaare vorsortieren
presort pairs

Verdrillung der Adernpaare nicht auflösen / do not untwist the pairs



4 LSA-Plus Werkzeug / LSA Plus tool
N01002A0001

A **B**

G O

W-G W-O

O G



W-O W-G

BL BL

W-BL W-BL

BR BR

W-BR W-BR



8 **Anschlussbelegungen / PIN assignments**

Anschluss / Connection		Anwendung / Application						
Farbcode / Colour code T568	RJ45	PIN Nr./No	10BT/ 100BT	Gigabit Ethernet	Token Ring ISDN/So	TP-PMD/ ATM	Upo/ TEL	ISDN So
W-G	W-O	1	•	•		•		
G	O	2	•	•		•		
W-O	W-G	3	•	•	•			2a
BL	BL	4		•	•		•	1a
W-BL	W-BL	5		•	•		•	1b
O	G	6	•	•	•			2b
W-BR	W-BR	7		•		•		
BR	BR	8		•		•		