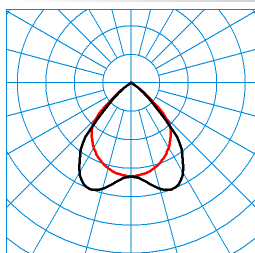


Product features and key data

Applications	offices sales rooms banks ticket halls educational rooms
Luminaire type	Surface-mounted LED luminaire for single use or trunking applications.
Light sources	LED systems covered with opal, impact-resistant PMMA diffuser for uniform illumination of the light emission surface.
Mounting method	Surface-mounting
Luminaire optic	With parabolic specular louvre, highly specular. With reflection-intensifying coated silver surface. Reflectance value 98%, share of diffused reflections < 3%.
Connected load	28 W
Colour temperature	4.000 K
Rated luminous flux	3.400 lm
Luminous efficacy	121 lm/W
Service life	L80 (25 °C) = 50.000 h
Colour rendering index	80
Colour tolerance	3 SDCM
Photobiological class	Group 0 - no risk
Luminaire colour	RAL9016 Traffic white
Luminaire body	Luminaire body sheet steel.
Electrical version	With electronic transformer, digitally dimmable (DALI).
Connection method	Terminal
Mains frequency	50/60 Hz
Mains voltage	230 - 240 V
Total harmonic distortion < %	14 %
Ingress Protection (IP) rating	IP20
Protection rating on room side	IP20
Protection class	I
Impact resistance (IK)	IK02
Hot wire resistance	650 °C
Ambient temperature	-20 - 25 °C
Net length	1.193 mm
Net width	160 mm
Net height	53 mm
Weight	3,8 kg

light distribution curve















5041RPX-L 3300-840
TX038821

■ C0 - C180
■ C90 - C270

UGR I = 18,5
UGR q = 18,1
DIN 5040: A50
UTE: 1,00 B
CEN Flux Code: 76 100 100 100 100

Available accessories

Material	Description	Description
	3700/5LV/36 Through Wiring Set 1145200	Through-wiring 5 x 1.5 mm ² , length 1,450 mm.
	3700/5LV/58 Through Wiring 1145300	Through-wiring 5 x 1.5 mm ² , length 1,750 mm.
	3700/3LV/58 Through Wiring Set 1145100	Through-wiring 3 x 1.5 mm ² , length 1,750 mm.
	05051S Wire Suspension 2154300	1 piece, wire suspension, for suspension lengths up to 1,000 mm.
	05051S/2m Wire Suspension 2154400	1 piece, wire suspension, for suspension lengths up to 2,000 mm.
	05900AN Ceiling Rose 2172600	Ceiling rose with wire outlet, 1 piece.
	05000ZR/2m Supply Tube 2152600	Supply tube, plastic, white, Ø 10 mm, length 2,000 mm, 1 piece.
05000DD Distance Plates 2151300	Ceiling spacer, 1 pair, for 5041... in connection with A 03 D.	
05000ZR Supply Tube 2152500	Supply tube, plastic, white, Ø 10 mm, length 1,000 mm, 1 piece.	
05000ESBN Accessory f Mains Connection 2151700	Infeed accessory consisting of strain-relief systems, mounting screws and connection terminal.	
05900A Ceiling Rose 2172500	Ceiling rose, 1 piece.	
05000A19 Balance Weight 2150100	Counter-balance weights, for 5041... and 5051... , 1-lamp, E/EDD.	
	ZS/1000 Wire Suspension 4-Point 4603500	4-point wire suspension for suspension lengths up to 1,000 mm.
	ZS/2000 Wire Suspension 4-Point 4603600	4-point wire suspension for suspension lengths up to 2,000 mm.
	ZST/1000 Wire Suspension Triangle 4603700	2-point triangular wire suspension for suspension lengths up to 1,000 mm.
	ZST/2000 Wire Suspension Triangle 4603800	2-point triangular wire suspension for suspension lengths up to 2,000 mm.
	05041K end caps new 2153800	End caps, 1 pair, for individual luminaires and front ends of continuous lines.

Offer text

Surface-mounted LED luminaire for single use or trunking applications. For mounting to ceilings and overhangs indoors. With parabolic specular louvre, highly specular. With reflection-intensifying coated silver surface. Reflectance value 98%, share of diffused reflections < 3%. With symmetric light distribution. Glare evaluation (EN 12464-1) according to UGR < 19. VDU workstation-compliant in accordance with 12464-1. Louvre mounting and self-actuating electrical earthing via sliding contact catches. Louvre can be hinged downwards and unhooked on both sides without tools. LED systems covered with opal, impact-resistant PMMA diffuser for uniform illumination of the light emission surface. Luminaire luminous flux 3400 lm, connected load 28,00 W, luminous efficiency of luminaire 121 lm/W. Light colour neutral white, correlated colour temperature (CCT) 4000 K, Colour locus tolerance (initial MacAdam) ≤ 3 SDCM, general colour rendering index (CRI) R_a > 80. Mean rated service life L80(t_q 25 °C) = 50,000 h. Luminaire body sheet steel. Surface coated white (RAL 9016). Dimensions (L x W): 1193 mm x 160 mm, luminaire height 53 mm. Installation dimensions of end cap for end luminaire or single luminaire use is 11 mm per end cap. Please order end caps for individual luminaires or continuous lines separately. Rectangular design with 40 mm wide rim. Luminaire body with integral coupling profiles for precise alignment of

continuous lines with non-interrupted louvres. Permissible ambient temperature (ta): -20 °C - +25 °C. Safety class (EN 61140): I, protection rating (DIN EN 60529): IP20, impact resistance level in accordance with IEC 62262: IK02, testing temperature of wire glow test in accordance with IEC 60695-2-11: 650 °C. With electronic transformer, digitally dimmable (DALI). The luminaire complies with fundamental requirements of applicable EU regulations and product safety legislation and bears the CE symbol. The luminaire is also ENEC-certified by an independent testing authority.

Application note :

Please order end caps for individual luminaires or for continuous line luminaires separately.. **Counter weight :**

The use of a counterweight may be necessary with suspended mounting. Further information can be found in the installation instructions.